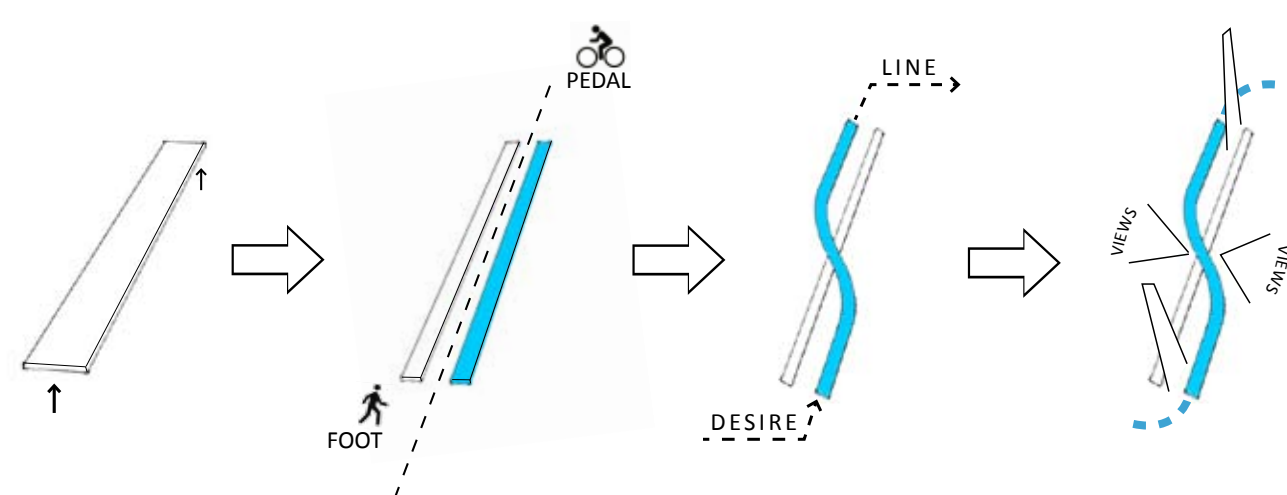


### 1. CYCLE + PEDESTRIAN TRAFFIC

This bridge creates 2 crossings for pedestrians and cyclists. It follows the natural desire line from the south west to north east. The separation of cycling and pedestrian creates both a safe environment for walkers and a quick and easy crossing for the cyclist.



### 2. PLACE MAKING

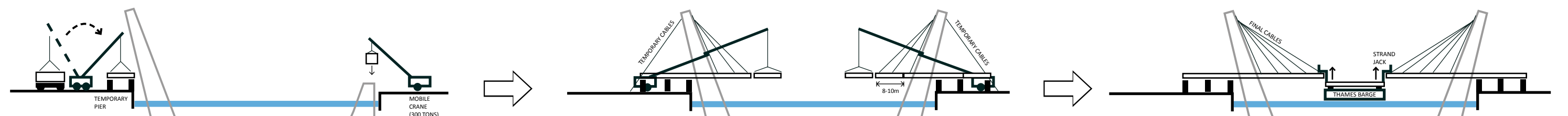
The visually exciting and elegant structural design solution compliments the surrounding cityscape. The base of the structural masts act as gathering places with an external amphitheatre. There are 2 resting places on the pedestrian bridge with integrated seating so to enjoy views on either side of the river and city beyond.




### 3. ACCESS + HEIGHT

The bridge has a clear span between piers of over 150m stretching from bank to bank at a total distance of approximately 200m, and height above datum of 10.91m. Access to the cycle bridge is via a 1:12 ramp and a concealed lift in the structural mast and stair serves the pedestrian bridge.

### 4. APPROACH TO CONSTRUCTION







## NEP Bridge Competition

This bridge creates 2 crossings for pedestrians and cyclists. It follows the natural desire line from the south west to north east. The separation of cycling and pedestrian creates both a safe environment for walkers and a quick and easy crossing for the cyclist.

The visually exciting and elegant structural design solution compliments the surrounding cityscape. The base of the structural masts act as gathering places with an external amphitheatre. There are 2 resting places on the pedestrian bridge with integrated seating so to enjoy views on either side of the river and city beyond.

The bridge has a clear span between piers of over 150m stretching from bank to bank at a total distance of approximately 200m, and height above datum of 10.91m. Access to the cycle bridge is via a 1:12 ramp and a concealed lift in the structural mast and stair serves the pedestrian bridge.